

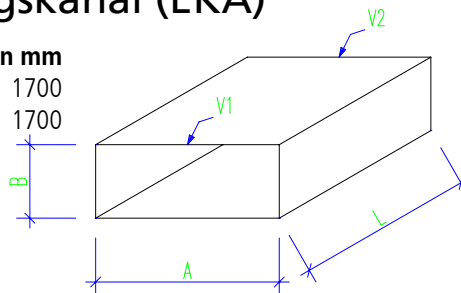
| | | | |
|---------|--|---------------|--|
| Objekt: | | Seite: | |
| Anlage: | | Liefertermin: | |
| Kunde: | | Besteller: | |

| Verbindungselemente | | Ausführung (A) | |
|---------------------|----------------------|----------------|------------------------|
| 1 | Glatt | 11 | Dichtklasse B |
| 2 | Profil D2 (20 mm) | 12 | Dichtklasse C |
| 3 | Profil D3 (30 mm) | 13 | Fett- & Wasserdicht C+ |
| 4 | Profil mPass (20 mm) | 14 | |
| 5 | Profil hPass (30 mm) | | |
| 6 | Boden | | |
| | | Material (M) | |
| 7 | Einfach-Bord 20mm | 15 | Verzinkt SVZ |
| 8 | Schiebefalz | 16 | V2A |
| 9 | Steckend | 17 | V4A |
| 10 | | 18 | Aluminium |

Kanal (KA) Normkanal (NK) Entrauchungskanal (EKA)

| | | |
|---------------|--------------------|---------------|
| Profil | Seitenlänge | Umfang |
| D2 | bis 1300 mm | bis 3.3 m |
| D3 | ab 1301 mm | ab 3.3 m |

Norm-Längen L in mm
Normkanal 1700
Entrauchungskanal 1700



| Position | Typ (KA/NK/EK) | Anzahl | Breite U | Tiefe | Länge L | Material | Ausführung | Isolation | Verbindung 1 | Verbindung 2 | Bemerkung |
|----------|----------------|--------|----------|-------|---------|----------|------------|-----------|--------------|--------------|-----------|
| | | | A | B | L | M | A | I | V1 | V2 | |
| | | | | | | | | | | | |
| | | | | | | | | | | | |
| | | | | | | | | | | | |
| | | | | | | | | | | | |
| | | | | | | | | | | | |
| | | | | | | | | | | | |
| | | | | | | | | | | | |
| | | | | | | | | | | | |
| | | | | | | | | | | | |
| | | | | | | | | | | | |
| | | | | | | | | | | | |
| | | | | | | | | | | | |
| | | | | | | | | | | | |
| | | | | | | | | | | | |
| | | | | | | | | | | | |
| | | | | | | | | | | | |
| | | | | | | | | | | | |
| | | | | | | | | | | | |

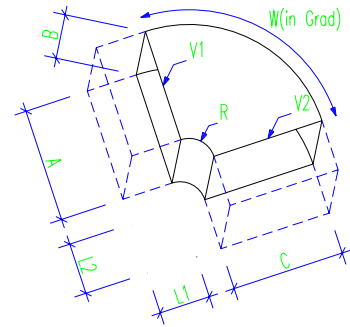
| | | | |
|---------|--|---------------|--|
| Objekt: | | Seite: | |
| Anlage: | | Liefertermin: | |
| Kunde: | | Besteller: | |

| Verbindungselemente | | Ausführung (A) | |
|---------------------|----------------------|----------------|------------------------|
| 1 | Glatt | 11 | Dichtklasse B |
| 2 | Profil D2 (20 mm) | 12 | Dichtklasse C |
| 3 | Profil D3 (30 mm) | 13 | Fett- & Wasserdicht C+ |
| 4 | Profil mPass (20 mm) | 14 | |
| 5 | Profil hPass (30 mm) | | |
| 6 | Boden | | |
| | | Material (M) | |
| 7 | Einfach-Bord 20mm | 15 | Verzinkt SVZ |
| 8 | Schiebefalz | 16 | V2A |
| 9 | Steckend | 17 | V4A |
| 10 | | 18 | Aluminium |

Bogen (BO)

Norm-Radius standard R in mm 150

Profil Seitenlänge Umfang
D2 bis 1300 mm bis 3.3 m
D3 ab 1301 mm ab 3.3 m



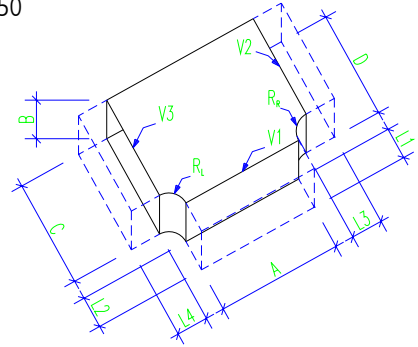
| Position | Anzahl | Breite oben | Tiefe | Breite unten | Winkel | Länge 1 | Länge 2 | Radius R | Material | Ausführung | Isolation | Verbindung 1 | Verbindung 2 | Bemerkung |
|----------|--------|-------------|-------|--------------|--------|---------|---------|----------|----------|------------|-----------|--------------|--------------|-----------|
| | | A | B | C | D | L1 | L2 | R | M | A | I | V1 | V2 | |
| | | | | | | | | | | | | | | |
| | | | | | | | | | | | | | | |
| | | | | | | | | | | | | | | |
| | | | | | | | | | | | | | | |
| | | | | | | | | | | | | | | |
| | | | | | | | | | | | | | | |
| | | | | | | | | | | | | | | |
| | | | | | | | | | | | | | | |
| | | | | | | | | | | | | | | |
| | | | | | | | | | | | | | | |
| | | | | | | | | | | | | | | |
| | | | | | | | | | | | | | | |
| | | | | | | | | | | | | | | |
| | | | | | | | | | | | | | | |
| | | | | | | | | | | | | | | |
| | | | | | | | | | | | | | | |
| | | | | | | | | | | | | | | |
| | | | | | | | | | | | | | | |
| | | | | | | | | | | | | | | |
| | | | | | | | | | | | | | | |
| | | | | | | | | | | | | | | |
| | | | | | | | | | | | | | | |
| | | | | | | | | | | | | | | |
| | | | | | | | | | | | | | | |

| | | | |
|---------|--|---------------|--|
| Objekt: | | Seite: | |
| Anlage: | | Liefertermin: | |
| Kunde: | | Besteller: | |

| Verbindungselemente | | Ausführung (A) | |
|---------------------|----------------------|----------------|------------------------|
| 1 | Glatt | 11 | Dichtklasse B |
| 2 | Profil D2 (20 mm) | 12 | Dichtklasse C |
| 3 | Profil D3 (30 mm) | 13 | Fett- & Wasserdicht C+ |
| 4 | Profil mPass (20 mm) | 14 | |
| 5 | Profil hPass (30 mm) | | |
| 6 | Boden | Material (M) | |
| 7 | Einfach-Bord 20mm | 15 | Verzinkt SVZ |
| 8 | Schiebefalz | 16 | V2A |
| 9 | Steckend | 17 | V4A |
| 10 | | 18 | Aluminium |

T-Stück (TS)
Norm-Radius standard R in mm 150

Profil Seitenlänge Umfang
D2 bis 1300 mm bis 3.3 m
D3 ab 1301 mm ab 3.3 m



| Position | Anzahl | Breite U | Tiefe | Breite L | Breite R | Radius R | Radius L | Länge 1 | Länge 2 | Länge 3 | Länge 4 | Material | Ausführung | Isolation | Verbindungen | | |
|----------|--------|----------|-------|----------|----------|----------------|----------------|---------|---------|---------|---------|----------|------------|-----------|--------------|--------------|--------------|
| | | | | | | | | | | | | | | | Verbindung 1 | Verbindung 2 | Verbindung 3 |
| | | A | B | C | D | R _R | R _L | L1 | L2 | L3 | L4 | M | A | I | V1 | V2 | V3 |
| | | | | | | | | | | | | | | | | | |
| | | | | | | | | | | | | | | | | | |
| | | | | | | | | | | | | | | | | | |
| | | | | | | | | | | | | | | | | | |
| | | | | | | | | | | | | | | | | | |
| | | | | | | | | | | | | | | | | | |
| | | | | | | | | | | | | | | | | | |
| | | | | | | | | | | | | | | | | | |
| | | | | | | | | | | | | | | | | | |
| | | | | | | | | | | | | | | | | | |
| | | | | | | | | | | | | | | | | | |
| | | | | | | | | | | | | | | | | | |
| | | | | | | | | | | | | | | | | | |

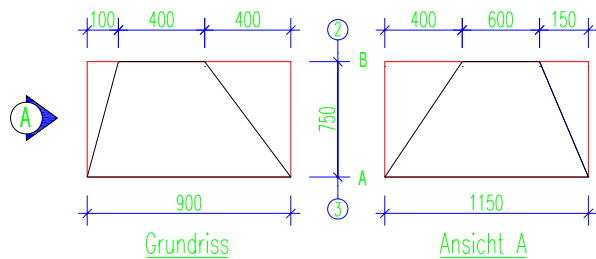
| | | | |
|---------|--|---------------|--|
| Objekt: | | Seite: | |
| Anlage: | | Liefertermin: | |
| Kunde: | | Besteller: | |

| Verbindungselemente | Ausführung (A) |
|------------------------|---------------------------|
| 1 Glatt | 11 Dichtklasse B |
| 2 Profil D2 (20 mm) | 12 Dichtklasse C |
| 3 Profil D3 (30 mm) | 13 Fett- & Wasserdicht C+ |
| 4 Profil mPass (20 mm) | 14 |
| 5 Profil hPass (30 mm) | |
| 6 Boden | |
| 7 Einfach-Bord 20mm | |
| 8 Schiebefalz | |
| 9 Steckend | |
| 10 | |

| Material (M) |
|-----------------|
| 15 Verzinkt SVZ |
| 16 V2A |
| 17 V4A |
| 18 Aluminium |

Konus (KO)
 Etage (ET)
 Übergang (UE)

Profil Seitenlänge Umfang
 D2 bis 1300 mm bis 3.3 m
 D3 ab 1301 mm ab 3.3 m



| | | | | | |
|-----------------|--|-----------|--|--|--|
| Position: | | | | | |
| Typ: (KO/ET/UE) | | Anzahl: | | | |
| Ausführung: | | Material: | | | |
| Isolation: | | | | | |
| Bemerkung: | | | | | |
| Position: | | | | | |
| Typ: (KO/ET/UE) | | Anzahl: | | | |
| Ausführung: | | Material: | | | |
| Isolation: | | | | | |
| Bemerkung: | | | | | |
| Position: | | | | | |
| Typ: (KO/ET/UE) | | Anzahl: | | | |
| Ausführung: | | Material: | | | |
| Isolation: | | | | | |
| Bemerkung: | | | | | |
| Position: | | | | | |
| Typ: (KO/ET/UE) | | Anzahl: | | | |
| Ausführung: | | Material: | | | |
| Isolation: | | | | | |
| Bemerkung: | | | | | |

| | | | |
|---------|--|---------------|--|
| Objekt: | | Seite: | |
| Anlage: | | Liefertermin: | |
| Kunde: | | Besteller: | |

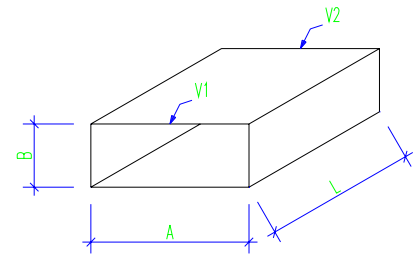
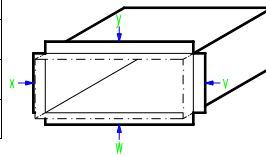
| Verbindungselemente | Ausführung (A) |
|------------------------|---------------------------|
| 1 Glatt | 11 Dichtklasse B |
| 2 Profil D2 (20 mm) | 12 Dichtklasse C |
| 3 Profil D3 (30 mm) | 13 Fett- & Wasserdicht C+ |
| 4 Profil mPass (20 mm) | 14 |
| 5 Profil hPass (30 mm) | |
| 6 Boden | |
| 7 Einfach-Bord 20mm | |
| 8 Schiebefalz | |
| 9 Steckend | |
| 10 | |

| Material (M) |
|-----------------|
| 15 Verzinkt SVZ |
| 16 V2A |
| 17 V4A |
| 18 Aluminium |

Stutzen (ST) Schiebestutzen (SS) Felxmanschette (FM)

| Profil | Seitenlänge | Umfang |
|--------|-------------|-----------|
| D2 | bis 1300 mm | bis 3.3 m |
| D3 | ab 1301 mm | ab 3.3 m |

Norm-Längen L in mm
 Flexmanschette 150



| Position | Typ (ST/SS/FM) | Anzahl | Breite | Tiefe | Länge L | Material | Ausführung | Isolation | Verbindung 1 | Wenn EB, dan bei Seite (ankreuzen): Bord gerade | | | | | Verbindung 2 | Wenn EB, dan bei Seite (ankreuzen): Bord gerade | | | | Bemerkung |
|----------|----------------|--------|--------|-------|---------|----------|------------|-----------|--------------|---|---|---|---|----|--------------|---|---|---|---|-----------|
| | | | | | | | | | | S | T | U | V | V2 | | W | X | Y | Z | |
| | | | A | B | L | M | A | I | V1 | | | | | V2 | | | | | | |
| | | | | | | | | | | | | | | | | | | | | |
| | | | | | | | | | | | | | | | | | | | | |
| | | | | | | | | | | | | | | | | | | | | |
| | | | | | | | | | | | | | | | | | | | | |
| | | | | | | | | | | | | | | | | | | | | |
| | | | | | | | | | | | | | | | | | | | | |
| | | | | | | | | | | | | | | | | | | | | |
| | | | | | | | | | | | | | | | | | | | | |
| | | | | | | | | | | | | | | | | | | | | |
| | | | | | | | | | | | | | | | | | | | | |
| | | | | | | | | | | | | | | | | | | | | |
| | | | | | | | | | | | | | | | | | | | | |
| | | | | | | | | | | | | | | | | | | | | |
| | | | | | | | | | | | | | | | | | | | | |
| | | | | | | | | | | | | | | | | | | | | |
| | | | | | | | | | | | | | | | | | | | | |
| | | | | | | | | | | | | | | | | | | | | |

| | | | |
|---------|--|---------------|--|
| Objekt: | | Seite: | |
| Anlage: | | Liefertermin: | |
| Kunde: | | Besteller: | |

| Verbindungselemente | Ausführung (A) |
|-------------------------------|---------------------------|
| 1 Glatt | 11 Dichtklasse B |
| 2 Profil D2 (20 mm) | 12 Dichtklasse C |
| 3 Profil D3 (30 mm) | 13 Fett- & Wasserdicht C+ |
| 4 Profil mPass (20 mm) | 14 |
| 5 Profil hPass (30 mm) | |
| Material (M) | |
| 6 Boden | 15 Verzinkt SVZ |
| 7 Einfach-Bord 20mm | 16 V2A |
| 8 Schiebefalz | 17 V4A |
| 9 Steckend | 18 Aluminium |
| 10 | |


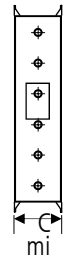
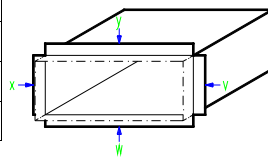
Einstellklappe (EK)

Die EK hat nur ein Klappenblatt!

| Profil | Seitenlänge | Umfang |
|-----------|-------------|-----------|
| D2 | bis 1300 mm | bis 3.3 m |
| D3 | ab 1301 mm | ab 3.3 m |

Gliederklappe (GK)

Minimal-Längen L in mm
Klappen 200



| Position | Typ (EK/GK) | Anzahl | Breite | Tiefe | Länge L | Material | Ausführung | Isolation | Verbindung 1 | Wenn EB, dan bei Seite (ankreuzen): Bord gerade | | | | | | Verbindung 2 | Wenn EB, dan bei Seite (ankreuzen): Bord gerade | | | | Bemerkung |
|----------|-------------|--------|--------|-------|---------|----------|------------|-----------|--------------|--|---|---|---|----|---|--------------|--|---|---|--|-----------|
| | | | | | | | | | | S | T | U | V | V2 | W | | X | Y | Z | | |
| | | | A | B | L | M | A | I | V1 | | | | | | | | | | | | |
| | | | | | | | | | | | | | | | | | | | | | |
| | | | | | | | | | | | | | | | | | | | | | |
| | | | | | | | | | | | | | | | | | | | | | |
| | | | | | | | | | | | | | | | | | | | | | |
| | | | | | | | | | | | | | | | | | | | | | |
| | | | | | | | | | | | | | | | | | | | | | |
| | | | | | | | | | | | | | | | | | | | | | |
| | | | | | | | | | | | | | | | | | | | | | |
| | | | | | | | | | | | | | | | | | | | | | |
| | | | | | | | | | | | | | | | | | | | | | |
| | | | | | | | | | | | | | | | | | | | | | |
| | | | | | | | | | | | | | | | | | | | | | |
| | | | | | | | | | | | | | | | | | | | | | |
| | | | | | | | | | | | | | | | | | | | | | |
| | | | | | | | | | | | | | | | | | | | | | |
| | | | | | | | | | | | | | | | | | | | | | |
| | | | | | | | | | | | | | | | | | | | | | |
| | | | | | | | | | | | | | | | | | | | | | |
| | | | | | | | | | | | | | | | | | | | | | |
| | | | | | | | | | | | | | | | | | | | | | |
| | | | | | | | | | | | | | | | | | | | | | |
| | | | | | | | | | | | | | | | | | | | | | |
| | | | | | | | | | | | | | | | | | | | | | |
| | | | | | | | | | | | | | | | | | | | | | |
| | | | | | | | | | | | | | | | | | | | | | |
| | | | | | | | | | | | | | | | | | | | | | |